

Scaled data based on original data using
LM-79-08 Approved Method: Electrical and Photometric Measurements of Solid-
State Lighting Products

Test Report Prepared for
Cooper Lighting Solutions
(formerly Eaton)

Brand: STREETWORKS

Report Number: P525355

Luminaire Tested: **IFLD-S-SA3C-940-U-11**

Issue Date: 05/27/2021



Test Information

Test Method: LM-79-08
Report Number: P525355
Test Lab: INNOVATION CENTER(G2)
Issue Date: 05/27/2021
Manufacturer: COOPER LIGHTING SOLUTIONS (FORMERLY EATON)
Product Line: STREETWORKS
Catalog Number: IFLD-S-SA3C-940-U-11
Description: Infrastructure Flood – Middle Tier Light Square Luminaire w/ 11 distribution lens
Light Source: (48) 4000K CCT, 90 CRI LEDS
Ballast/Driver: ELECTRONIC DRIVER

Summary

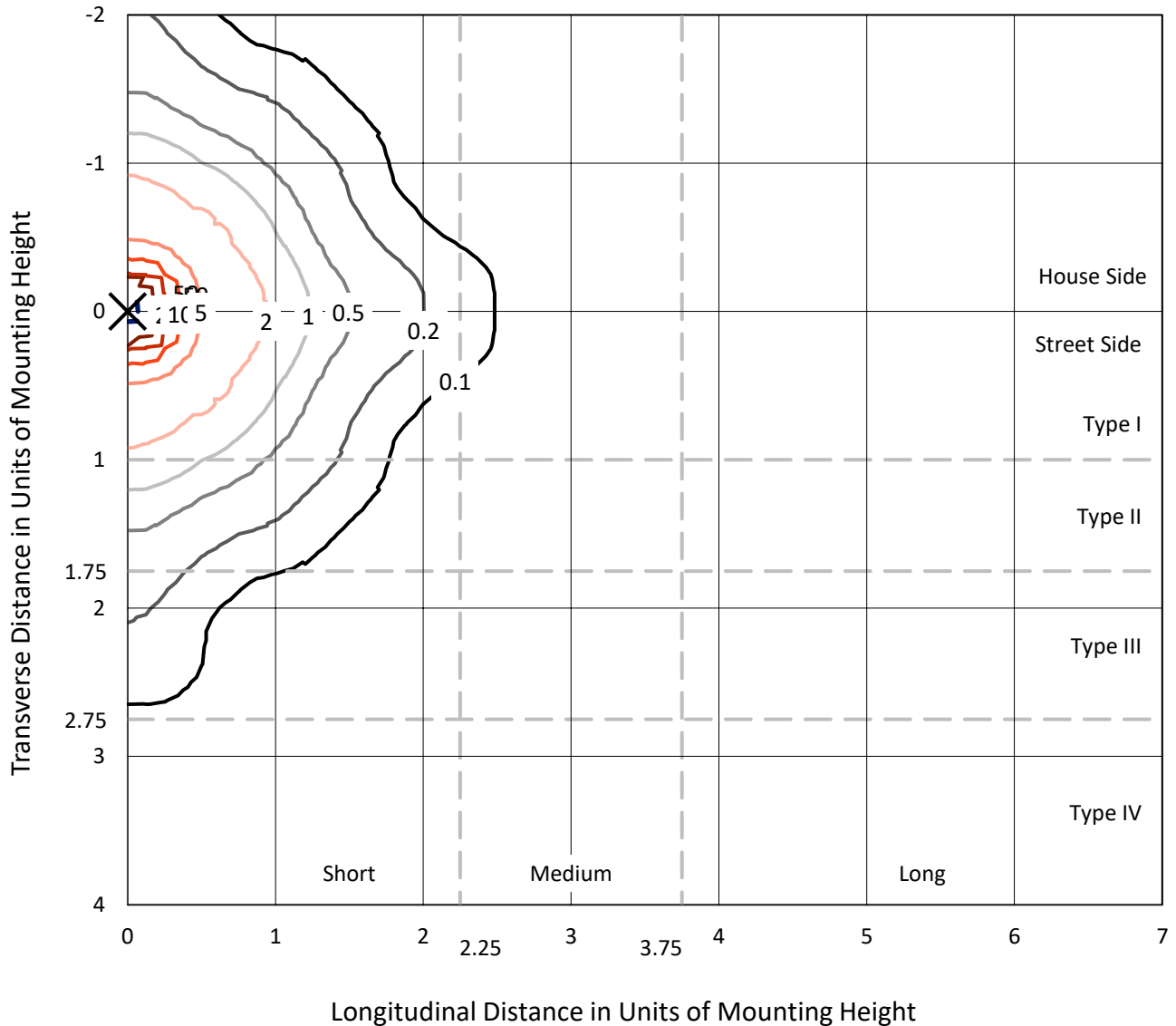
Lumens per Lamp: N/A
Luminaire Lumens: 8832.7 lumens
Efficiency: N/A
Efficacy: 54.9 lumens/watt
Luminous Opening: Rectangular (W 1' x L: 0.5' x H: 0')
IES Classification: Type V - Short
BUG Rating: B4 - U0 - G0

Input Watts (W): 160.8
Input Voltage (V): 120
Input Current (Ain): NR
Voltage Rise (V): NR
Power Factor: NR
Total Harmonic Distortion (THDi): NR
Frequency (hertz): 60
Stabilization Time: NR
Operation Time: NR
Ambient Temperature (°C): NR
Test Distance: 24 FT

REPORT NUMBER: P525355
 CATALOG NUMBER: IFLD-S-SA3C-940-U-11

Iso-Footcandle Lines of Horizontal Illumination

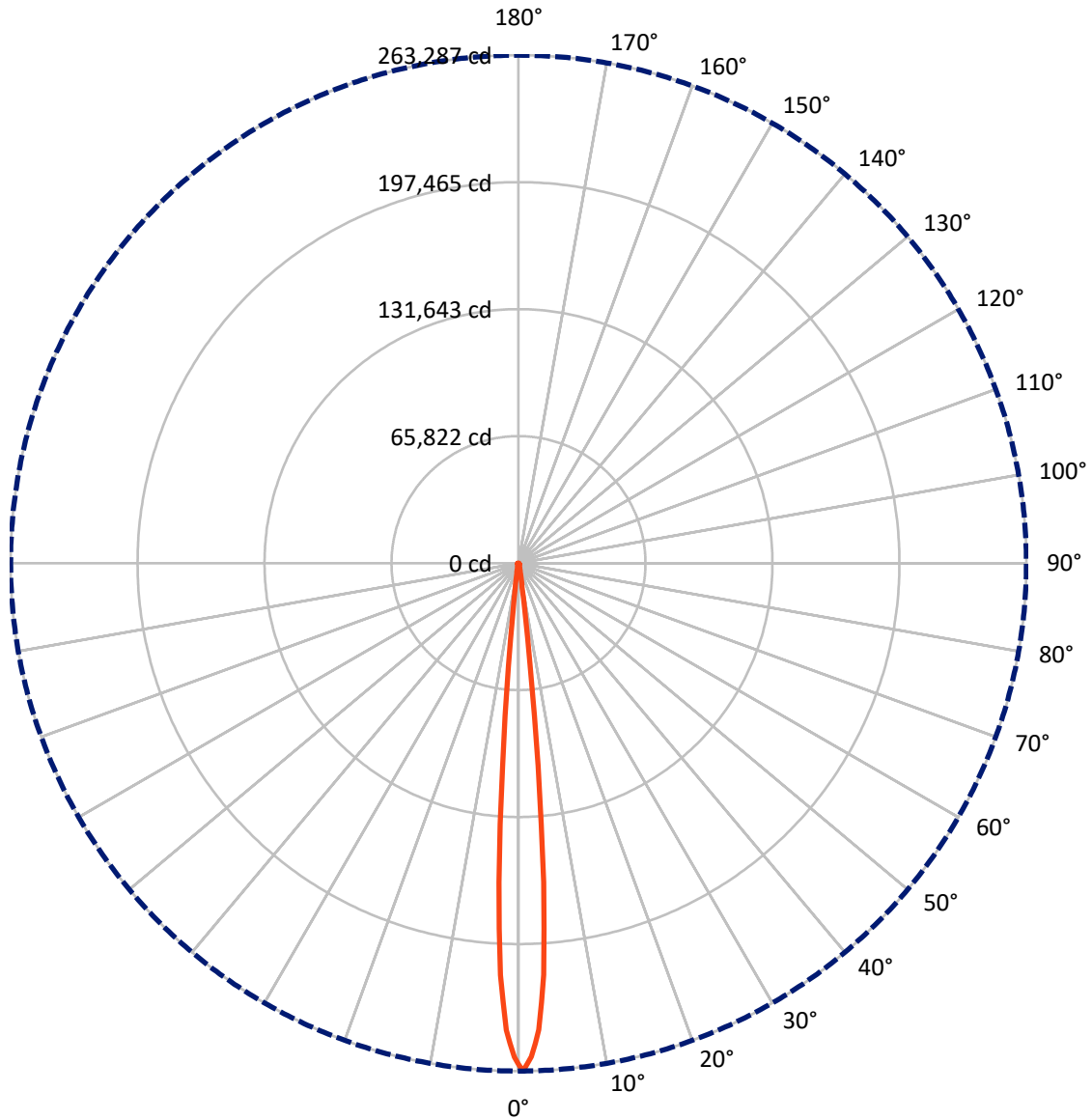
× Max cd
 - - - 1/2 Max cd



Based on 10 foot mounting height. Maximum calculated value = 2632.9 fc
 Type V - Short - N/A

REPORT NUMBER: P525355
CATALOG NUMBER: IFLD-S-SA3C-940-U-11

Luminous Intensity Polar Plot



— Vertical Plane Through 0-Deg Lateral - - - Horizontal Cone Through 0-Deg Vertical

REPORT NUMBER: P525355
 CATALOG NUMBER: IFLD-S-SA3C-940-U-11

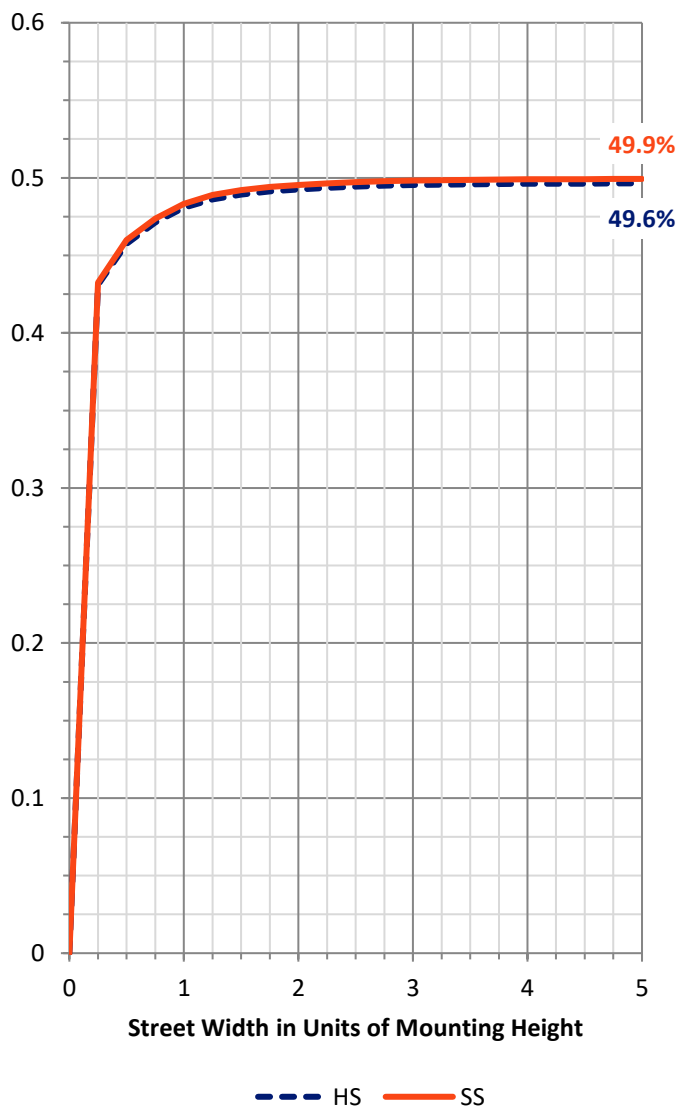
FLUX DISTRIBUTION:

		Downward	Upward	Total
House Side	Lumens	4416.3	0.0	4416.3
	% Fixture	50.0	0.0	50.0
Street Side	Lumens	4416.3	0.0	4416.3
	% Fixture	50.0	0.0	50.0
Total	Lumens	8832.7	0.0	8832.7
	% Fixture	100.0	0.0	100.0

ZONAL LUMENS:

Zone	Lumens	% Fixture
0°-10°	6783.5	76.8
10°-20°	661.6	7.5
20°-30°	353.5	4.0
30°-40°	291.5	3.3
40°-50°	324.6	3.7
50°-60°	218.3	2.5
60°-70°	139.3	1.6
70°-80°	55.0	0.6
80°-90°	5.4	0.1
90°-100°	0.0	0.0
100°-110°	0.0	0.0
110°-120°	0.0	0.0
120°-130°	0.0	0.0
130°-140°	0.0	0.0
140°-150°	0.0	0.0
150°-160°	0.0	0.0
160°-170°	0.0	0.0
170°-180°	0.0	0.0
0°-90°	8832.7	100.0
0°-180°	8832.7	100.0

Coefficient of Utilization



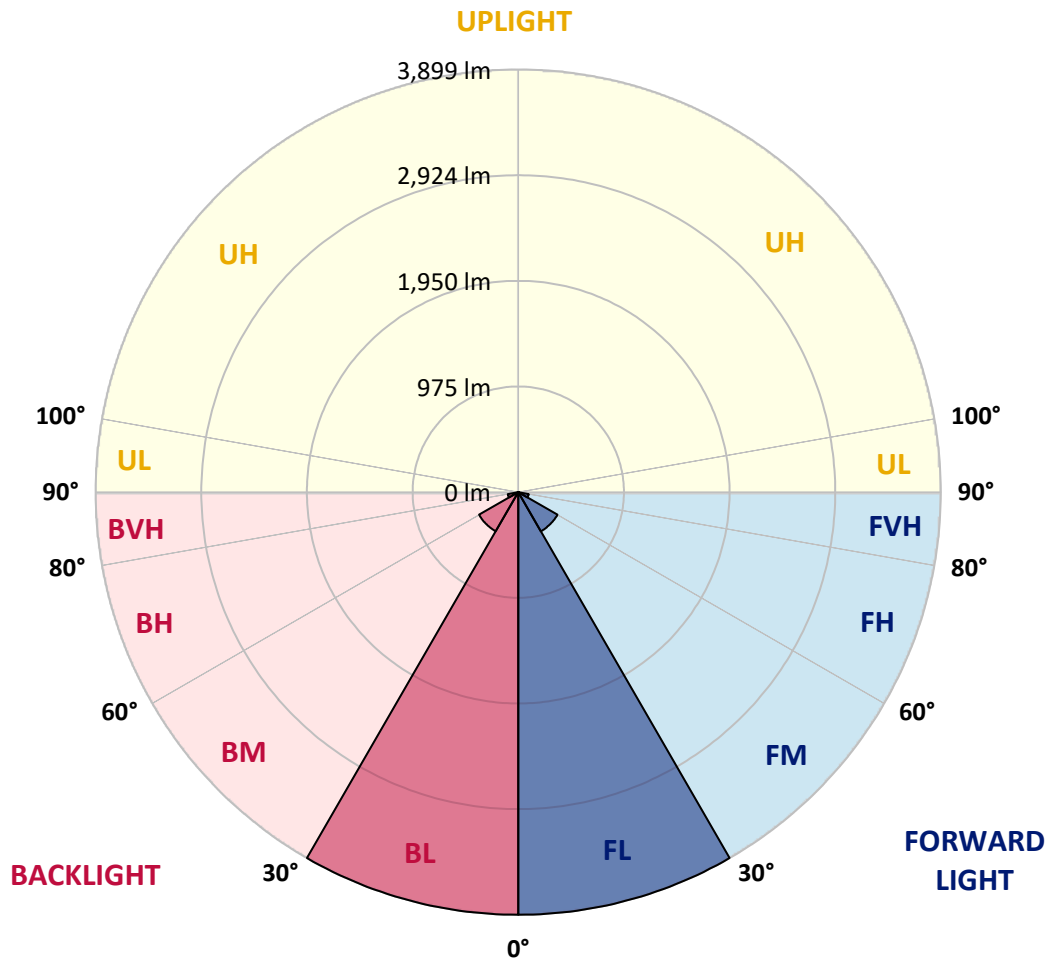
REPORT NUMBER: P525355
 CATALOG NUMBER: IFLD-S-SA3C-940-U-11

LUMINAIRE CLASSIFICATION SYSTEM LUMEN TABLE AND BUG RATING:

Zone	Lumens	% Fixture	Zone Rating/Lumen Limit		
			B	U	G
FL (0°-30°)	3899.3	44.1			
FM (30°-60°)	417.2	4.7			
FH (60°-80°)	97.1	1.1			G0/660
FVH (80°-90°)	2.7	0.0			G0/10
BL (0°-30°)	3899.3	44.1	B4/5000		
BM (30°-60°)	417.2	4.7	B1/1000		
BH (60°-80°)	97.1	1.1	B0/110		G0/660
BVH (80°-90°)	2.7	0.0			G0/10
UL (90°-100°)	0.0	0.0		U0/0	
UH (100°-180°)	0.0	0.0		U0/0	

BUG Rating: B4-U0-G0

Type V Short





REPORT NUMBER: P525355
 CATALOG NUMBER: IFLD-S-SA3C-940-U-11

CANDELA DISTRIBUTION (FULL):

	0°	5°	15°	25°	35°	45°	55°	65°	75°	85°
0°	263286.5	263286.5	263286.5	263286.5	263286.5	263286.5	263286.5	263286.5	263286.5	263286.5
1°	255969.1	256414.2	256494.5	255964.5	254613.0	254931.9	254890.6	254961.7	254828.7	253984.2
2°	242109.7	242768.3	242075.3	240588.4	237509.0	236774.8	234321.8	231584.4	228670.3	225749.2
3°	213819.6	215205.6	214216.6	215804.5	209558.6	208927.6	203769.3	196968.1	190075.2	184490.1
4°	165782.3	168343.0	168682.6	173923.5	168792.8	170396.7	164504.2	155055.0	144743.1	136854.3
5°	105673.0	109243.4	111258.1	116173.1	118536.5	124690.6	121820.1	112336.5	100420.7	91345.6
6°	53393.0	55336.5	60749.4	66153.2	72188.0	80354.5	81460.5	73135.7	63652.1	54941.8
7°	24889.5	25692.6	29510.8	30662.7	37562.5	46422.0	47661.1	43097.1	38094.9	31344.2
8°	12861.2	13173.3	14568.4	15424.3	19449.0	24545.3	25414.9	22542.1	20495.3	17099.3
9°	7920.9	8058.6	8581.8	8774.5	10279.8	12546.9	12854.3	11652.0	11096.7	9924.1
10°	5493.3	5566.7	5812.2	5862.7	6365.2	7111.0	7138.5	6743.8	6753.0	6459.3
12.5°	2927.9	2950.9	3019.7	3026.6	3122.9	3201.0	3182.6	3184.9	3223.9	3184.9
15°	1872.4	1883.9	1925.2	1934.3	1984.8	2012.4	1998.6	1996.3	2010.1	1984.8
17.5°	1335.5	1342.3	1372.2	1397.4	1429.5	1438.7	1434.1	1429.5	1429.5	1406.6
20°	1041.7	1050.9	1071.6	1096.8	1112.9	1128.9	1131.2	1128.9	1122.1	1110.6
22.5°	885.7	890.3	897.2	908.7	920.1	927.0	931.6	933.9	931.6	927.0
25°	771.0	775.6	789.3	796.2	796.2	798.5	807.7	812.3	814.6	805.4
27.5°	569.1	580.5	601.2	612.7	612.7	617.2	624.1	633.3	642.5	626.4
30°	440.6	449.7	472.7	472.7	470.4	475.0	481.9	495.6	509.4	491.0
32.5°	397.0	397.0	401.6	403.8	403.8	410.7	415.3	426.8	438.3	433.7
35°	415.3	403.8	390.1	390.1	394.7	408.4	410.7	422.2	433.7	449.7
37.5°	603.5	569.1	518.6	509.4	509.4	525.5	518.6	525.5	546.1	605.8
40°	548.4	520.9	491.0	449.7	449.7	472.7	456.6	465.8	514.0	550.7
42.5°	488.7	488.7	456.6	417.6	417.6	429.1	424.5	429.1	484.2	514.0
45°	452.0	452.0	442.9	380.9	390.1	397.0	397.0	397.0	470.4	479.6
47.5°	431.4	431.4	408.4	351.1	362.5	364.8	369.4	364.8	422.2	454.3
50°	385.5	390.1	351.1	309.8	323.5	323.5	330.4	321.2	364.8	417.6
52.5°	332.7	337.3	277.6	245.5	261.6	259.3	268.5	254.7	289.1	362.5
55°	296.0	293.7	229.5	199.6	218.0	215.7	220.3	204.2	234.0	312.1
57.5°	257.0	261.6	188.2	162.9	183.6	179.0	185.9	167.5	192.7	277.6
60°	227.2	234.0	160.6	137.7	158.3	153.7	160.6	140.0	165.2	250.1
62.5°	218.0	218.0	142.3	117.0	137.7	133.1	137.7	117.0	146.9	229.5
65°	259.3	245.5	128.5	96.4	117.0	112.4	117.0	96.4	128.5	220.3
67.5°	344.2	328.1	121.6	75.7	94.1	87.2	94.1	78.0	112.4	206.5
70°	179.0	190.5	121.6	59.7	71.1	71.1	68.8	59.7	94.1	151.4
72.5°	103.3	105.6	94.1	45.9	55.1	59.7	52.8	45.9	68.8	112.4
75°	57.4	64.2	59.7	34.4	41.3	45.9	39.0	34.4	48.2	80.3
77.5°	34.4	39.0	34.4	22.9	27.5	25.2	27.5	22.9	32.1	52.8
80°	18.4	18.4	18.4	13.8	13.8	16.1	16.1	13.8	18.4	27.5
82.5°	6.9	6.9	6.9	4.6	6.9	6.9	6.9	9.2	9.2	11.5
85°	2.3	2.3	2.3	2.3	2.3	2.3	2.3	2.3	2.3	2.3
87.5°	0.0	0.0	0.0	0.0	0.0	2.3	2.3	2.3	2.3	2.3
90°	0.0	0.0	0.0	0.0	0.0	0.0	0.0	0.0	0.0	0.0

(END C



90°
263286.5
254817.2
227431.2
186608.0
138683.1
92508.9
55593.5
32161.1
17560.5
10178.8
6594.7
3228.5
2003.2
1413.5
1112.9
929.3
805.4
624.1
486.5
433.7
458.9
635.6
585.1
516.3
477.3
447.4
413.0
353.4
307.5
270.8
243.2
227.2
220.3
204.2
149.1
110.1
71.1
39.0
22.9
11.5
2.3
2.3
0.0

OF REPORT)